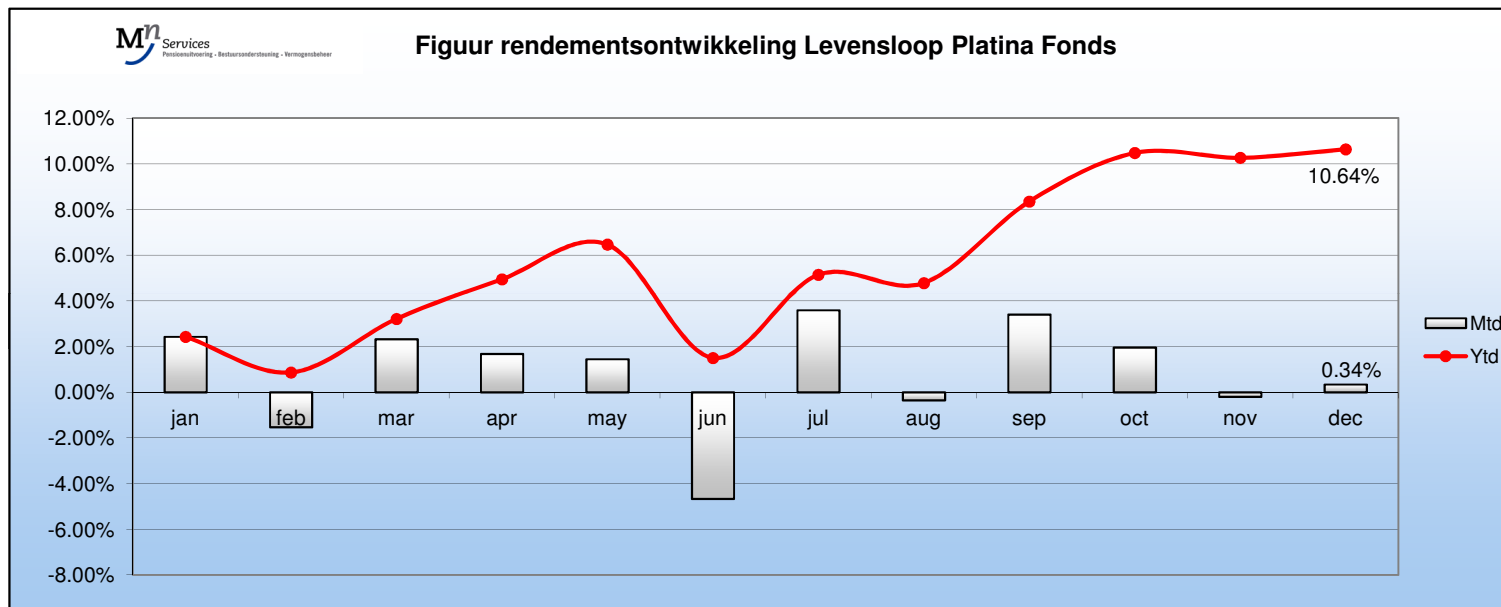


Levensloop Platina Fonds

| Platina | Performance Month to date | Performance Year to date (Ytd) |
|---------|---------------------------|--------------------------------|
| jan | 2.43% | 2.43% |
| feb | -1.53% | 0.86% |
| mar | 2.33% | 3.21% |
| apr | 1.68% | 4.95% |
| may | 1.45% | 6.47% |
| jun | -4.66% | 1.50% |
| jul | 3.59% | 5.14% |
| aug | -0.35% | 4.78% |
| sep | 3.41% | 8.35% |
| oct | 1.96% | 10.48% |
| nov | -0.19% | 10.26% |
| dec | 0.34% | 10.64% |

| Datum | Koers |
|-----------|----------|
| 1-1-2013 | € 108.70 |
| 1-2-2013 | € 111.34 |
| 1-3-2013 | € 109.64 |
| 1-4-2013 | € 112.19 |
| 1-5-2013 | € 114.08 |
| 3-6-2013 | € 115.73 |
| 1-7-2013 | € 110.33 |
| 1-8-2013 | € 114.29 |
| 2-9-2013 | € 113.90 |
| 1-10-2013 | € 117.78 |
| 1-11-2013 | € 120.09 |
| 2-12-2013 | € 119.86 |
| 1-1-2014 | € 120.27 |



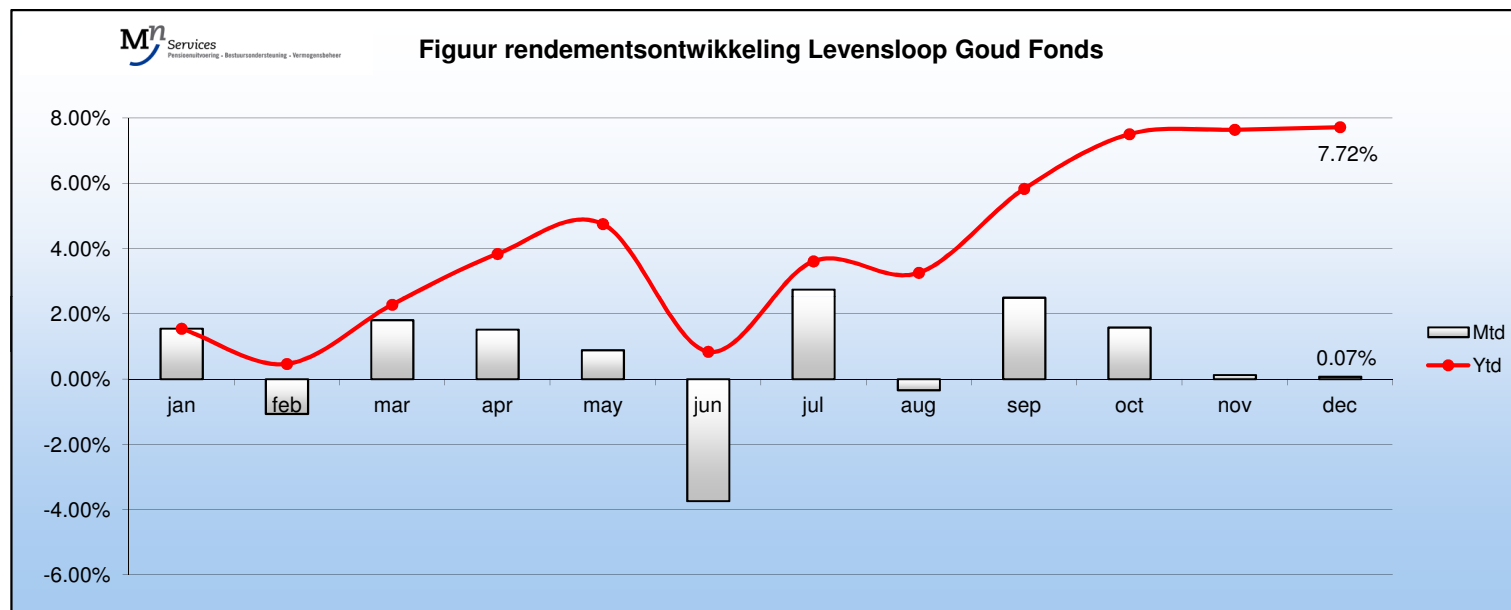
Toelichting:

- Met de "Performance Month-to-date" wordt bedoeld de maandrendementen van het fonds
- Met de "Performance Year-to-date" wordt bedoeld de jaarrendementen van het fonds

Levensloop Goud Fonds

| Goud | Performance Month to date | Performance Year to date (Ytd) |
|------|---------------------------|--------------------------------|
| jan | 1.55% | 1.55% |
| feb | -1.07% | 0.47% |
| mar | 1.81% | 2.28% |
| apr | 1.52% | 3.84% |
| may | 0.88% | 4.75% |
| jun | -3.74% | 0.84% |
| jul | 2.74% | 3.61% |
| aug | -0.34% | 3.26% |
| sep | 2.49% | 5.83% |
| oct | 1.58% | 7.51% |
| nov | 0.13% | 7.64% |
| dec | 0.07% | 7.72% |

| Datum | Koers |
|-----------|----------|
| 1-1-2013 | € 113.74 |
| 1-2-2013 | € 115.50 |
| 1-3-2013 | € 114.27 |
| 1-4-2013 | € 116.34 |
| 1-5-2013 | € 118.11 |
| 3-6-2013 | € 119.15 |
| 1-7-2013 | € 114.70 |
| 1-8-2013 | € 117.85 |
| 2-9-2013 | € 117.45 |
| 1-10-2013 | € 120.38 |
| 1-11-2013 | € 122.28 |
| 2-12-2013 | € 122.44 |
| 1-1-2014 | € 122.53 |



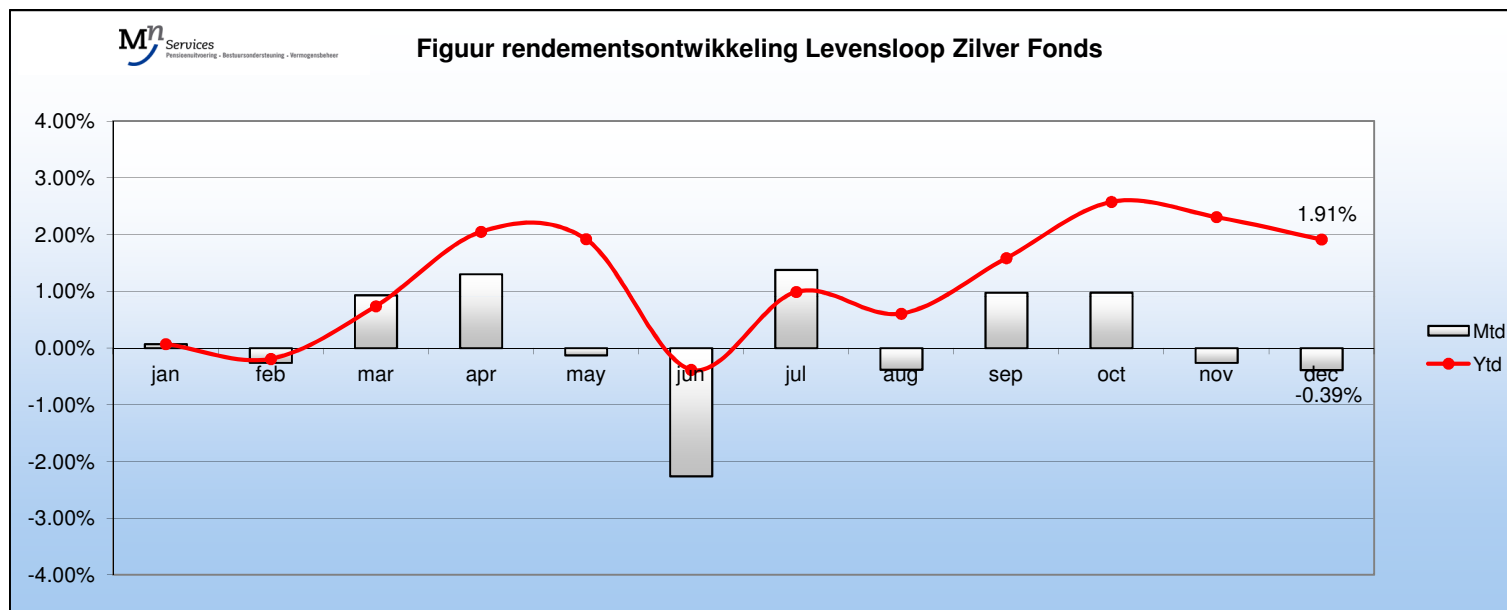
Toelichting:

- Met de "Performance Month-to-date" wordt bedoeld de maandrendementen van het fonds
- Met de "Performance Year-to-date" wordt bedoeld de jaarrendementen van het fonds

Levensloop Zilver Fonds

| Zilver | Performance Month to date | Performance Year to date (Ytd) |
|--------|---------------------------|--------------------------------|
| jan | 0.07% | 0.07% |
| feb | -0.26% | -0.19% |
| mar | 0.93% | 0.74% |
| apr | 1.30% | 2.05% |
| may | -0.13% | 1.92% |
| jun | -2.26% | -0.38% |
| jul | 1.38% | 0.99% |
| aug | -0.38% | 0.60% |
| sep | 0.97% | 1.58% |
| oct | 0.98% | 2.58% |
| nov | -0.26% | 2.31% |
| dec | -0.39% | 1.91% |

| Datum | Koers |
|-----------|----------|
| 1-1-2013 | € 120.38 |
| 1-2-2013 | € 120.46 |
| 1-3-2013 | € 120.15 |
| 1-4-2013 | € 121.27 |
| 1-5-2013 | € 122.85 |
| 3-6-2013 | € 122.69 |
| 1-7-2013 | € 119.92 |
| 1-8-2013 | € 121.57 |
| 2-9-2013 | € 121.11 |
| 1-10-2013 | € 122.29 |
| 1-11-2013 | € 123.48 |
| 2-12-2013 | € 123.16 |
| 1-1-2014 | € 122.68 |



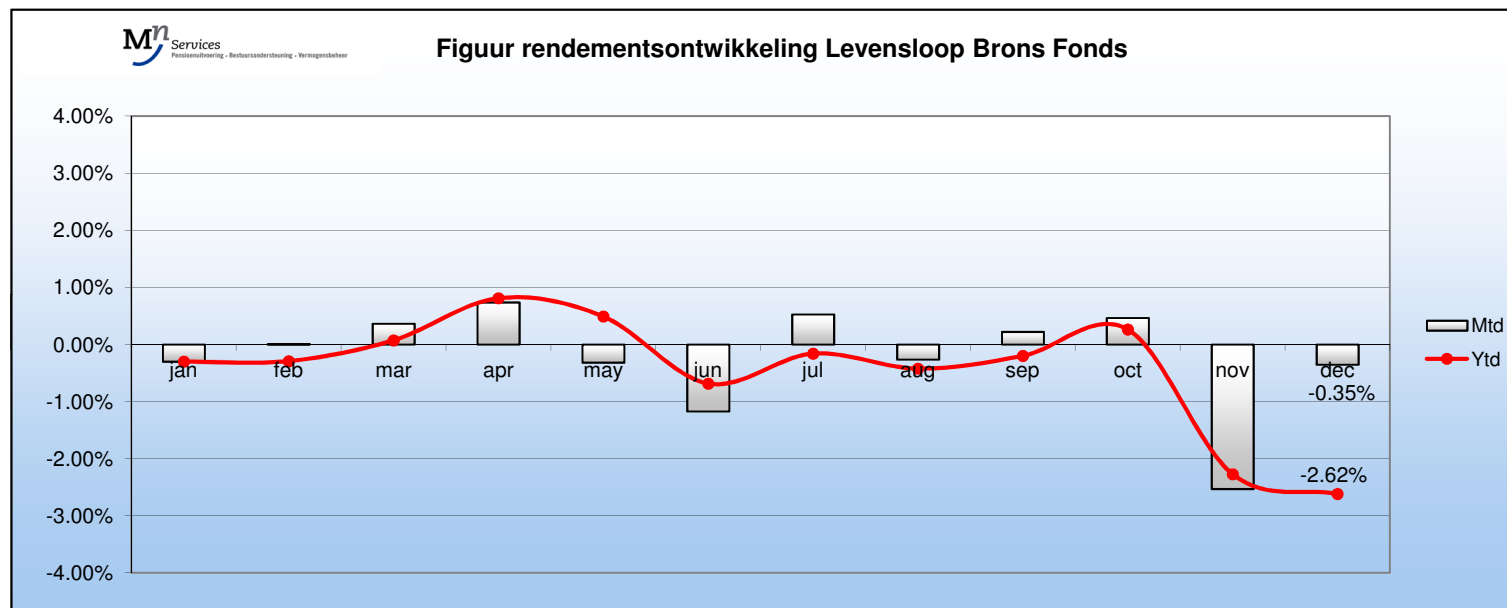
Toelichting:

- Met de "Performance Month-to-date" wordt bedoeld de maandrendementen van het fonds
- Met de "Performance Year-to-date" wordt bedoeld de jaarrendementen van het fonds

Levensloop Brons Fonds

| Brons | Performance Month to date | Performance Year to date (Ytd) |
|-------|---------------------------|--------------------------------|
| jan | -0.30% | -0.30% |
| feb | 0.01% | -0.29% |
| mar | 0.37% | 0.07% |
| apr | 0.74% | 0.81% |
| may | -0.32% | 0.49% |
| jun | -1.17% | -0.68% |
| jul | 0.53% | -0.16% |
| aug | -0.26% | -0.42% |
| sep | 0.22% | -0.20% |
| oct | 0.46% | 0.26% |
| nov | -2.53% | -2.27% |
| dec | -0.35% | -2.62% |

| Datum | Koers |
|-----------|----------|
| 1-1-2013 | € 116.39 |
| 1-2-2013 | € 116.05 |
| 1-3-2013 | € 116.05 |
| 1-4-2013 | € 116.48 |
| 1-5-2013 | € 117.34 |
| 3-6-2013 | € 116.97 |
| 1-7-2013 | € 115.60 |
| 1-8-2013 | € 116.21 |
| 2-9-2013 | € 115.90 |
| 1-10-2013 | € 116.16 |
| 1-11-2013 | € 116.70 |
| 2-12-2013 | € 113.75 |
| 1-1-2014 | € 113.35 |



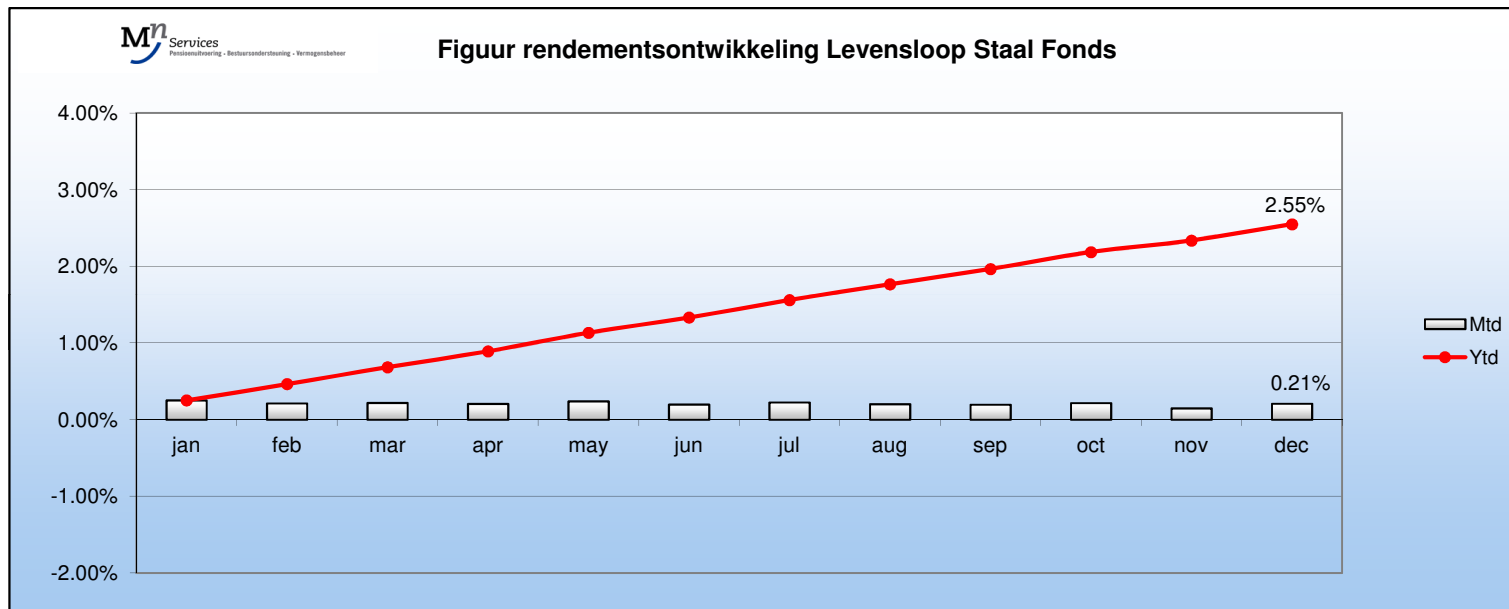
Toelichting:

- Met de "Performance Month-to-date" wordt bedoeld de maandrendementen van het fonds
- Met de "Performance Year-to-date" wordt bedoeld de jaarrendementen van het fonds

Levensloop Staal Fonds

| Staal | Performance Month to date | Performance Year to date (Ytd) |
|-------|---------------------------|--------------------------------|
| jan | 0.25% | 0.25% |
| feb | 0.21% | 0.46% |
| mar | 0.22% | 0.68% |
| apr | 0.21% | 0.89% |
| may | 0.24% | 1.13% |
| jun | 0.20% | 1.33% |
| jul | 0.22% | 1.56% |
| aug | 0.20% | 1.77% |
| sep | 0.20% | 1.96% |
| oct | 0.22% | 2.18% |
| nov | 0.15% | 2.34% |
| dec | 0.21% | 2.55% |

| Datum | Koers |
|-----------|----------|
| 1-1-2013 | € 131.38 |
| 1-2-2013 | € 131.71 |
| 1-3-2013 | € 131.98 |
| 1-4-2013 | € 132.27 |
| 1-5-2013 | € 132.55 |
| 3-6-2013 | € 132.86 |
| 1-7-2013 | € 133.12 |
| 1-8-2013 | € 133.42 |
| 2-9-2013 | € 133.69 |
| 1-10-2013 | € 133.96 |
| 1-11-2013 | € 134.25 |
| 2-12-2013 | € 134.44 |
| 1-1-2014 | € 134.72 |



Toelichting:

- Met de "Performance Month-to-date" wordt bedoeld de maandrendementen van het fonds
- Met de "Performance Year-to-date" wordt bedoeld de jaarrendementen van het fonds
- Per 01-10-2013 is het rendementspercentage 2,4% op jaarbasis geworden. Gedurende 2013 was het rendement in het eerste kwartaal 2,8%, in het tweede kwartaal 2,6% en in het derde kwartaal 2,5%. Per 01-01-2014 zal dit 2.3% op jaarbasis worden.