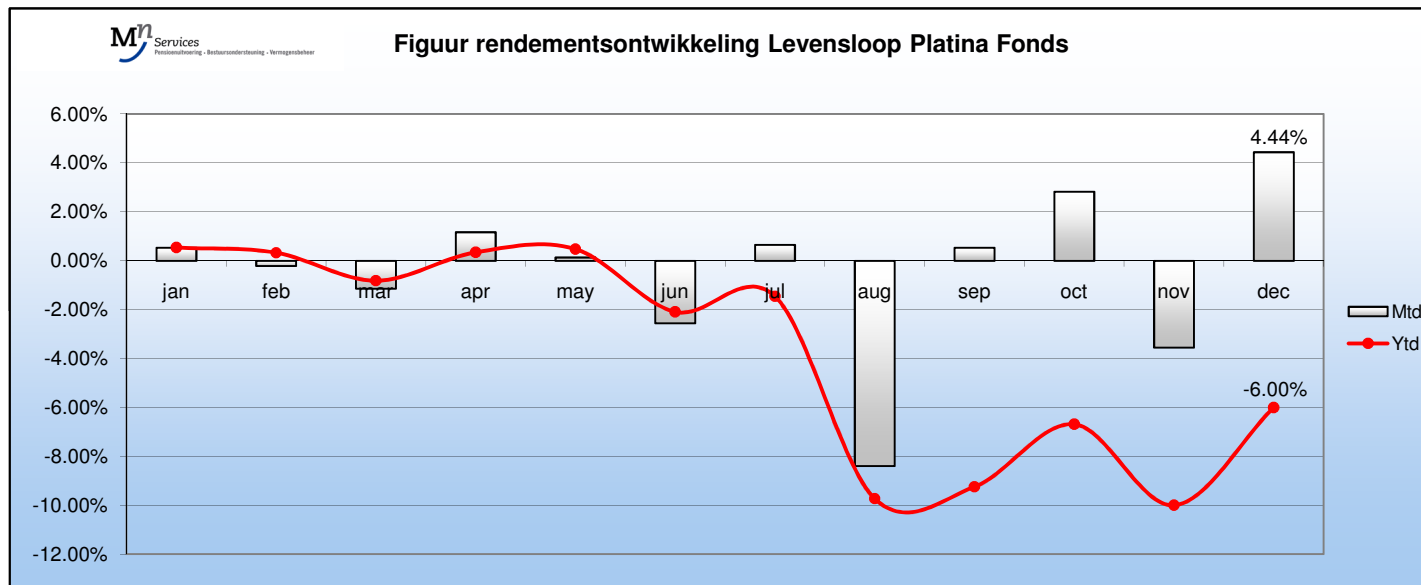


# Levensloop Platina Fonds

Platina	Performance Month to date	Performance Year to date (Ytd)
jan	0.54%	0.54%
feb	-0.21%	0.33%
mar	-1.14%	-0.82%
apr	1.17%	0.34%
may	0.14%	0.48%
jun	-2.56%	-2.09%
jul	0.65%	-1.45%
aug	-8.39%	-9.73%
sep	0.53%	-9.24%
oct	2.82%	-6.68%
nov	-3.55%	-10.00%
dec	4.44%	-6.00%

Datum	Koers
06/01/2011	€ 101.17
01/02/2011	€ 101.71
01/03/2011	€ 101.50
01/04/2011	€ 100.34
02/05/2011	€ 101.52
01/06/2011	€ 101.65
01/07/2011	€ 99.05
01/08/2011	€ 99.70
01/09/2011	€ 91.33
03/10/2011	€ 91.82
01/11/2011	€ 94.41
01/12/2011	€ 91.06
02/01/2012	€ 95.10



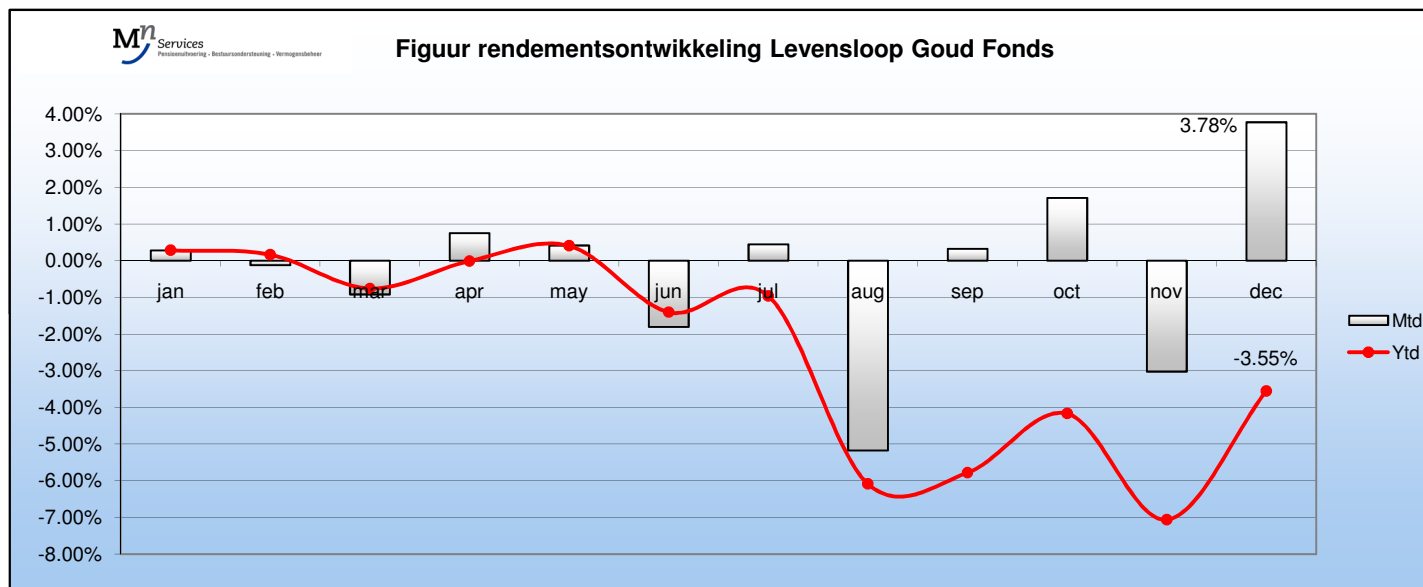
## Toelichting:

- Met de "Performance Month-to-date" wordt bedoeld de maandrendementen van het fonds
- Met de "Performance Year-to-date" wordt bedoeld de jaarrendementen van het fonds

# Levensloop Goud Fonds

Goud	Performance Month to date	Performance Year to date (Ytd)
jan	0.28%	0.28%
feb	-0.12%	0.16%
mar	-0.92%	-0.76%
apr	0.75%	-0.01%
may	0.42%	0.41%
jun	-1.80%	-1.40%
jul	0.45%	-0.96%
aug	-5.17%	-6.08%
sep	0.32%	-5.78%
oct	1.71%	-4.17%
nov	-3.02%	-7.06%
dec	3.78%	-3.55%

Datum	Koers
06/01/2011	€ 105.98
01/02/2011	€ 106.28
01/03/2011	€ 106.15
01/04/2011	€ 105.18
02/05/2011	€ 105.97
01/06/2011	€ 106.41
01/07/2011	€ 104.49
01/08/2011	€ 104.96
01/09/2011	€ 99.53
03/10/2011	€ 99.86
01/11/2011	€ 101.57
01/12/2011	€ 98.50
02/01/2012	€ 102.22



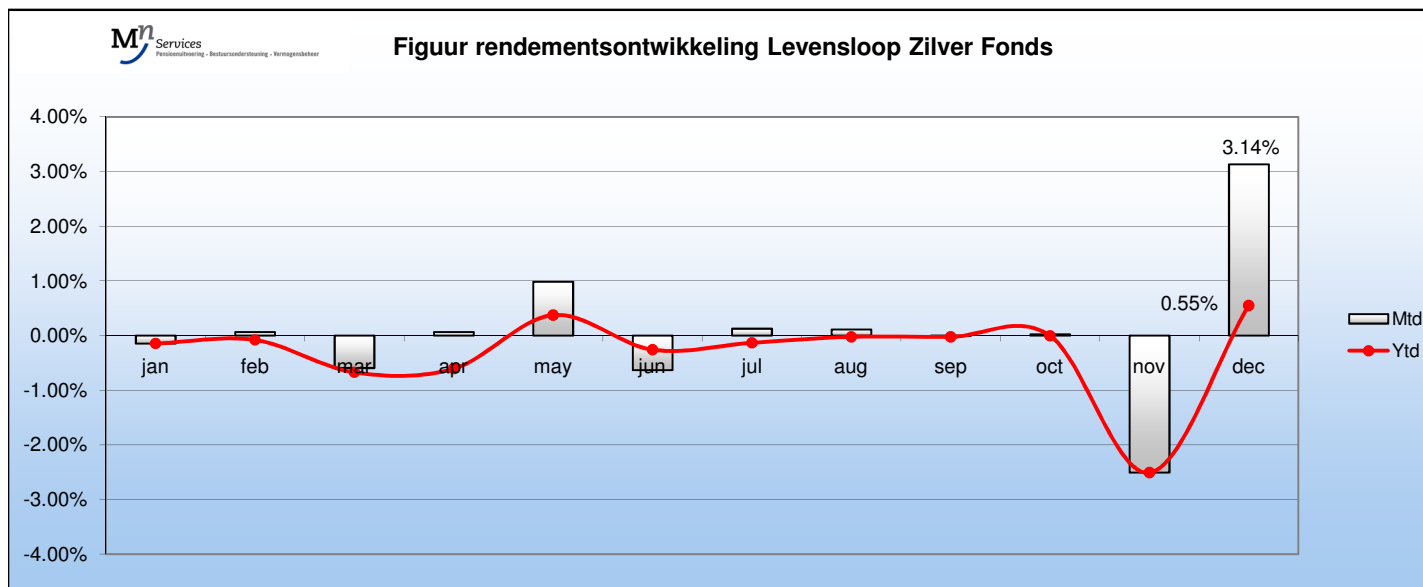
#### Toelichting:

- Met de "Performance Month-to-date" wordt bedoeld de maandrendementen van het fonds
- Met de "Performance Year-to-date" wordt bedoeld de jaarrendementen van het fonds

## Levensloop Zilver Fonds

Zilver	Performance Month to date	Performance Year to date (Ytd)
jan	-0.15%	-0.15%
feb	0.06%	-0.08%
mar	-0.59%	-0.67%
apr	0.07%	-0.61%
may	0.99%	0.37%
jun	-0.63%	-0.26%
jul	0.13%	-0.13%
aug	0.11%	-0.02%
sep	0.00%	-0.02%
oct	0.02%	0.00%
nov	-2.50%	-2.51%
dec	3.14%	0.55%

Datum	Koers
06/01/2011	€ 111.40
01/02/2011	€ 111.24
01/03/2011	€ 111.31
01/04/2011	€ 110.65
02/05/2011	€ 110.72
01/06/2011	€ 111.81
01/07/2011	€ 111.11
01/08/2011	€ 111.25
01/09/2011	€ 111.37
03/10/2011	€ 111.37
01/11/2011	€ 111.39
01/12/2011	€ 108.60
02/01/2012	€ 112.01



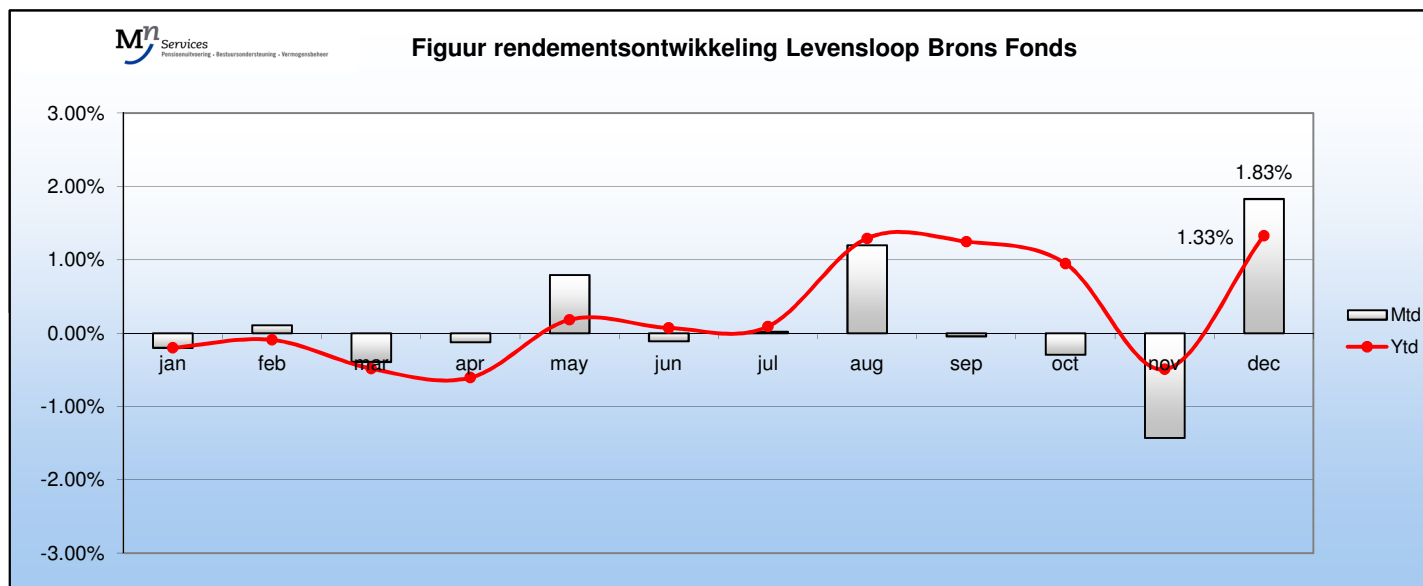
#### Toelichting:

- Met de "Performance Month-to-date" wordt bedoeld de maandrendementen van het fonds
- Met de "Performance Year-to-date" wordt bedoeld de jaarrendementen van het fonds

## Levensloop Brons Fonds

Brons	Performance Month to date	Performance Year to date (Ytd)
jan	-0.20%	-0.20%
feb	0.11%	-0.09%
mar	-0.39%	-0.48%
apr	-0.12%	-0.61%
may	0.79%	0.18%
jun	-0.11%	0.07%
jul	0.02%	0.09%
aug	1.20%	1.29%
sep	-0.04%	1.25%
oct	-0.29%	0.95%
nov	-1.43%	-0.49%
dec	1.83%	1.33%

Datum	Koers
06/01/2011	€ 110.90
01/02/2011	€ 110.68
01/03/2011	€ 110.80
01/04/2011	€ 110.36
02/05/2011	€ 110.23
01/06/2011	€ 111.10
01/07/2011	€ 110.98
01/08/2011	€ 111.00
01/09/2011	€ 112.33
03/10/2011	€ 112.28
01/11/2011	€ 111.95
01/12/2011	€ 110.35
02/01/2012	€ 112.37



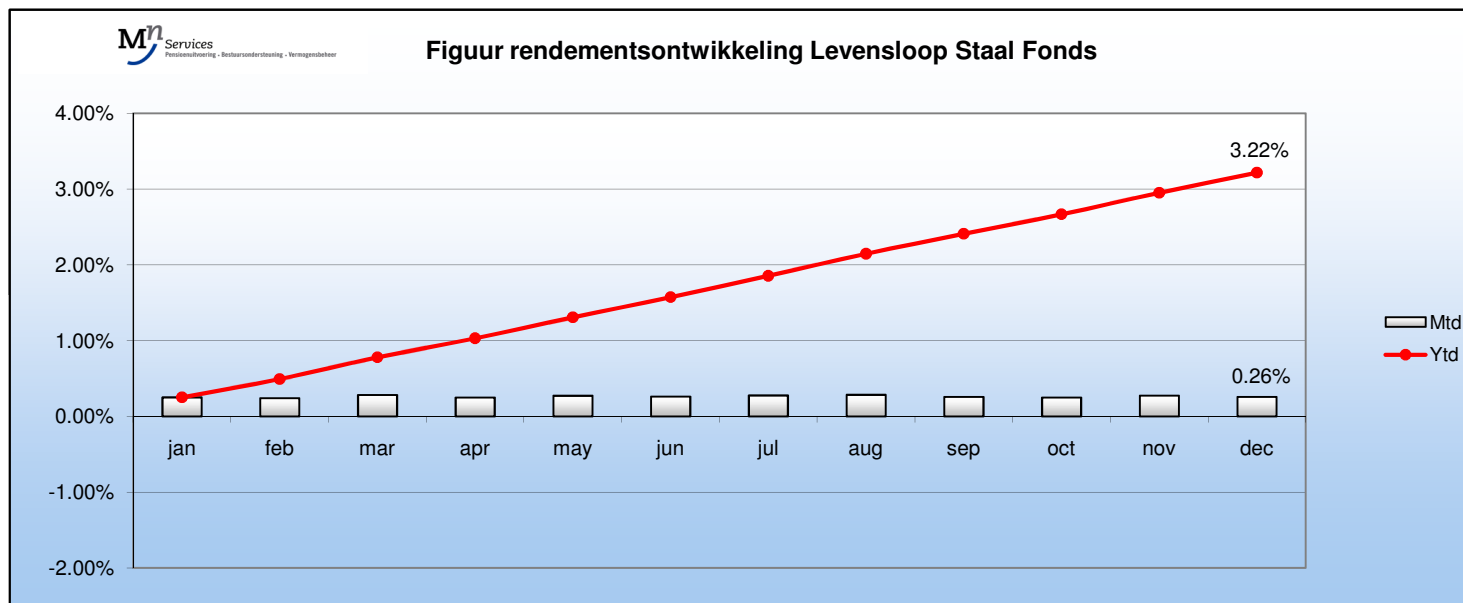
#### Toelichting:

- Met de "Performance Month-to-date" wordt bedoeld de maandrendementen van het fonds
- Met de "Performance Year-to-date" wordt bedoeld de jaarrendementen van het fonds

# Levensloop Staal Fonds

Staal	Performance Month to date	Performance Year to date (Ytd)
jan	0.25%	0.25%
feb	0.24%	0.49%
mar	0.28%	0.78%
apr	0.25%	1.03%
may	0.27%	1.31%
jun	0.26%	1.57%
jul	0.28%	1.86%
aug	0.29%	2.15%
sep	0.26%	2.41%
oct	0.25%	2.67%
nov	0.28%	2.95%
dec	0.26%	3.22%

Datum	Koers
06/01/2011	€ 123.51
01/02/2011	€ 123.82
01/03/2011	€ 124.12
01/04/2011	€ 124.47
02/05/2011	€ 124.78
01/06/2011	€ 125.13
01/07/2011	€ 125.46
01/08/2011	€ 125.80
01/09/2011	€ 126.16
03/10/2011	€ 126.49
01/11/2011	€ 126.81
01/12/2011	€ 127.16
02/01/2012	€ 127.49



#### Toelichting:

- Met de "Performance Month-to-date" wordt bedoeld de maandrendementen van het fonds
- Met de "Performance Year-to-date" wordt bedoeld de jaarrendementen van het fonds
- Per 01-01-2011 is het rendementspercentage vastgesteld op 3,2% (op jaarbasis)